



Download Instructions for WalzCraft's Digital Catalog

[Download Instructions](#)

[Trouble Shooting](#)

- You must download the digital catalog to your desktop or laptop computer.
- Cell phones and tablets will not support the file.
- Download the digital catalog within 30 days.
- After 30 days the link will expire and you will no longer be able to access the file.
- If this happens, contact our Customer Support Team to request a new link.
- However, once downloaded, the digital catalog will remain on your computer until you remove it.

Download Instructions

Step 1:

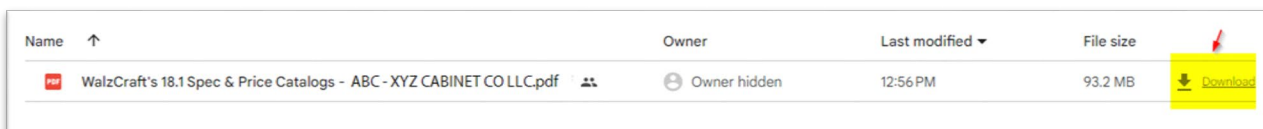
- You were sent an email with a link to WalzCraft's digital catalog.
 - Open this email and left click once on the link, as seen below.

Digital Catalog Link (expires after 30 days) – [ABC-XYZ CABINETS- Google Drive Folder](#)

- Doing this will open a folder on Google Drive containing your catalog file, as seen below in Step 2.

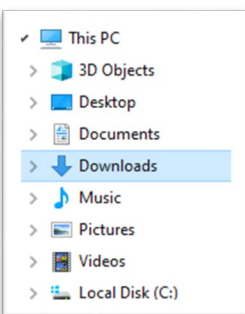
Step 2:

- Hover your mouse anywhere over the file and you will see the **Download** option appear.
- Left click once on **Download** to start the download process.
- Be patient, as this is a large file. It may take a few minutes for the process to begin.



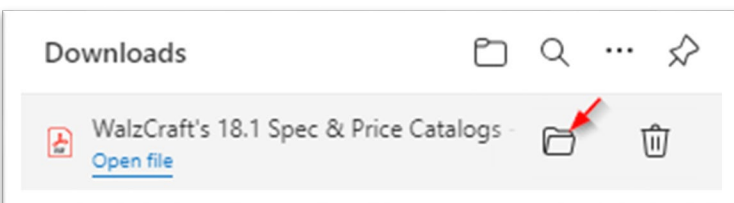
Step 3:

- Once the process begins, depending on your computer's settings, one of two things will happen.
 - Option 1: The file will automatically download to the default Downloads folder on your computer (or whichever folder you have set as the default).
 - Option 2: Your computer will ask you for a download location.



Step 4:

- Once download is complete, you will see this **Downloads Pop-Up**.
 - Do not click on Open File. Instead, left click on the image of the folder.
 - This will open the folder on your computer that now contains the downloaded catalog.



Continued on next page...

Step 5:

- Once this folder opens and you see the catalog file, double click on the file to open it.
 - At this point, you will be prompted to enter a password. Your password is noted in the email you were sent containing the digital catalog link.
 - Once you enter the password, the catalog will open with your computer's default PDF reader.
 - We recommend using **Adobe Reader** or **Foxit PDF Reader**.

END

Trouble Shooting

Where's the download button?

- Once you've clicked on the link in your email and google drive has opened, you will see the file listed that you need to download.
- Hovering your mouse over the file name should cause the download button to appear.

I just downloaded the file. Where did it go?

- This will be determined by your computer's default settings for downloading files.
 - The file will automatically be sent to your default download folder,
 - OR**
 - You will be given the option to choose an alternative location.

Don't see your bookmarks?

- If you are not seeing the bookmarks, then you are most likely not viewing the downloaded PDF.
- The PDFs properties are set to have the bookmarks displayed on the left side of the screen whenever the downloaded PDF is opened.
- Make sure you have downloaded the catalog from the link you received via email, and have opened it from the folder it was downloaded to on your computer.
- Opening the catalog from a web browser will not give you the full functionality of the interactive catalog.
- Opening or downloading sections of the catalog from our website will not give you the full functionality of the interactive catalog.